

LEGEND

- A & B Front corner lot grade elevations
- C & D Rear corner lot grade elevations
- E & F Typical side lot grade elevations
- ← Grading slope direction

NOTES

1. Perching to extend beyond foundation walls as follows:
 A. front & rear - 2.0m (min.)
 B. side - 1.0m (min.)
2. Perching to be elevated 75mm minimum.
3. Perching slope (finished) to be as follows:
 A. front & rear - 5% (min.)
 B. side - 5% (min.)
4. Lot grade elevations are to be determined in accordance with municipal criteria established for this purpose and to be shown on lot grade permit.
5. Building lot grade shall be as indicated on the lot grading permit.

**The Rural Municipality of
EAST ST. PAUL**

Reference Spec. No.

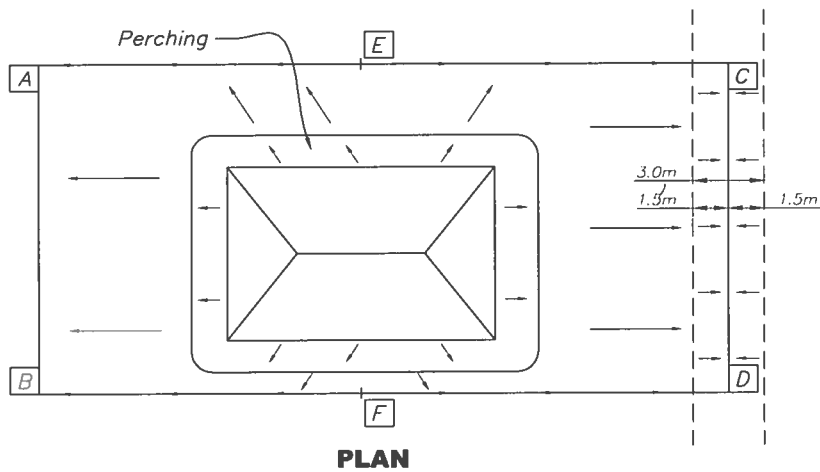
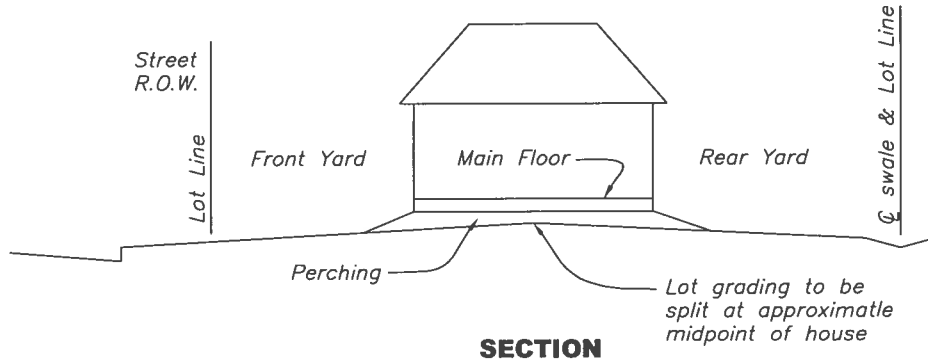
SCHEDULE 'A'
TYPICAL LOT GRADING TYPE I
 RESIDENTIAL SPLIT LOT DRAINAGE
 REAR YARD DRAINS TO PUBLIC LANE - TYPE I

Designed by: D.M.	Drawn by: K.R.
Checked by: D.M.	Date : 26.09.01
Approved : East St.Paul By-Law	

Scale
N.T.S.

Drawing No

1



NOTES

1. Perching to extend beyond foundation walls as follows:
 A. front & rear - 2.0m (min.)
 B. side - 1.0m (min.)
2. Perching to be elevated 75mm minimum.
3. Perching slope (finished) to be as follows:
 A. front & rear - 5% (min.)
 B. side - 5% (min.)
4. Lot grade elevations are to be determined in accordance with municipal criteria established for this purpose and to be shown on lot grade permit.
5. Building lot grade shall be as indicated on the lot grading permit.

LEGEND

- A & B Front corner lot grade elevations
- C & D Rear corner lot grade elevations
- E & F Typical side lot grade elevations
- ← Grading slope direction

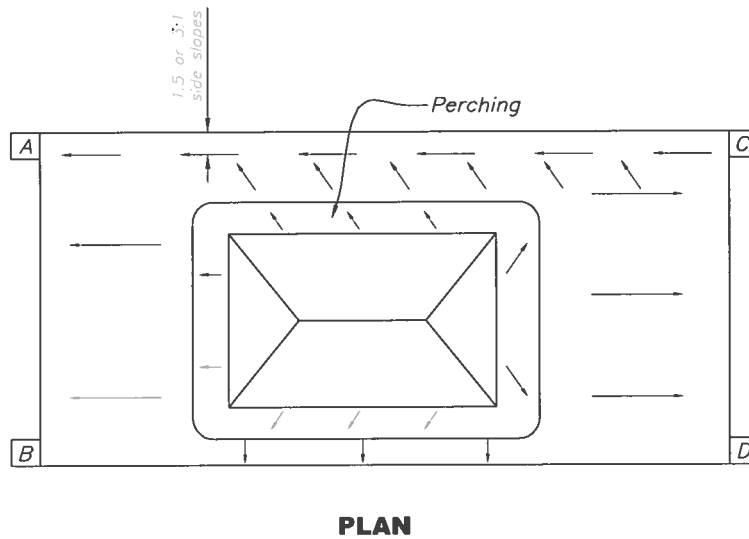
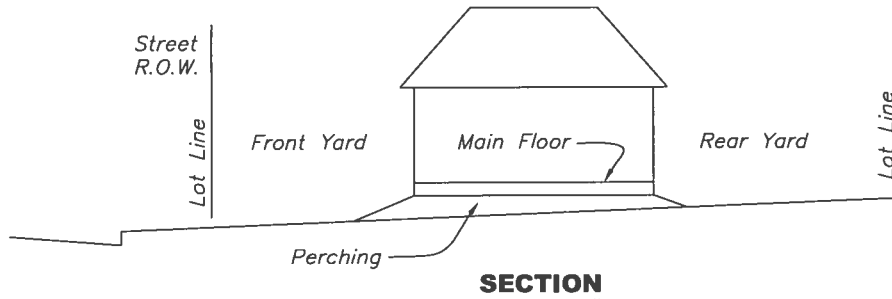
**The Rural Municipality of
EAST ST. PAUL**

Reference Spec. No.

**SCHEDULE 'A'
TYPICAL LOT GRADING TYPE 2
RESIDENTIAL SPLIT LOT DRAINAGE
REAR YARD DRAINAGE TO DRAINAGE SWALE -
TYPE II**

Designed by: D.M.	Drawn by: K.R.
Checked by: D.M.	Date : 26.09.01
Approved : East St.Paul By-Law	

Scale N.T.S.	Drawing No. 2
------------------------	-------------------------



NOTES

1. Perching to extend beyond foundation walls as follows:
 A. front & rear - 2.0m (min.)
 B. side - 1.0m (min.)
2. Perching to be elevated 75mm minimum.
3. Perching slope (finished) to be as follows:
 A. front & rear - 5% (min.)
 B. side - 5% (min.)
4. Lot grade elevations are to be determined in accordance with municipal criteria established for this purpose and to be shown on lot grade permit.
5. Building lot grade shall be as indicated on the lot grading permit.

LEGEND

- A & B Front corner lot grade elevations
- C & D Rear corner lot grade elevations
- ← Grading slope direction

**The Rural Municipality of
EAST ST. PAUL**

Reference Spec. No.

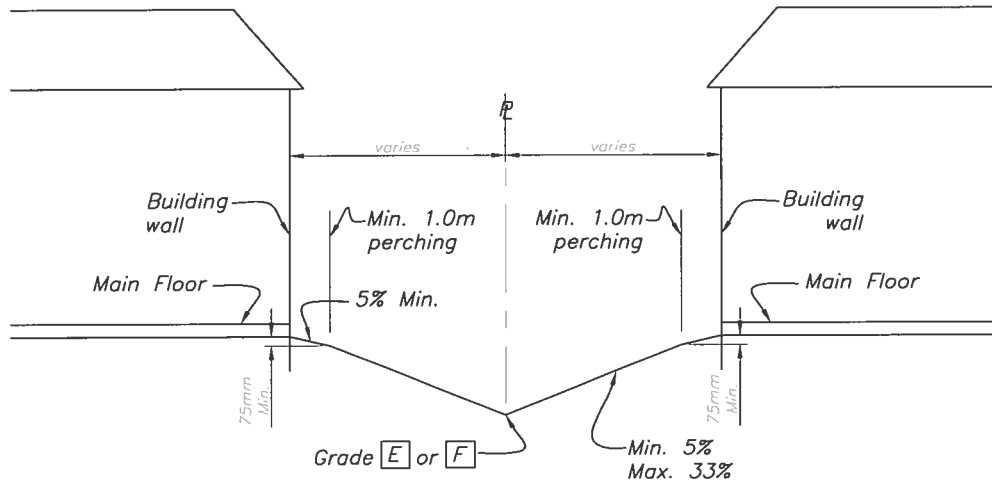
SCHEDULE 'A'
TYPICAL LOT GRADING TYPE 3
 RESIDENTIAL BACK TO FRONT LOT DRAINAGE
 REAR YARD DRAINS TO FRONT STREET - TYPE III

Designed by: D.M.	Drawn by: K.R.
Checked by: D.M.	Date : 26.09.01
Approved : East St.Paul By-Law	

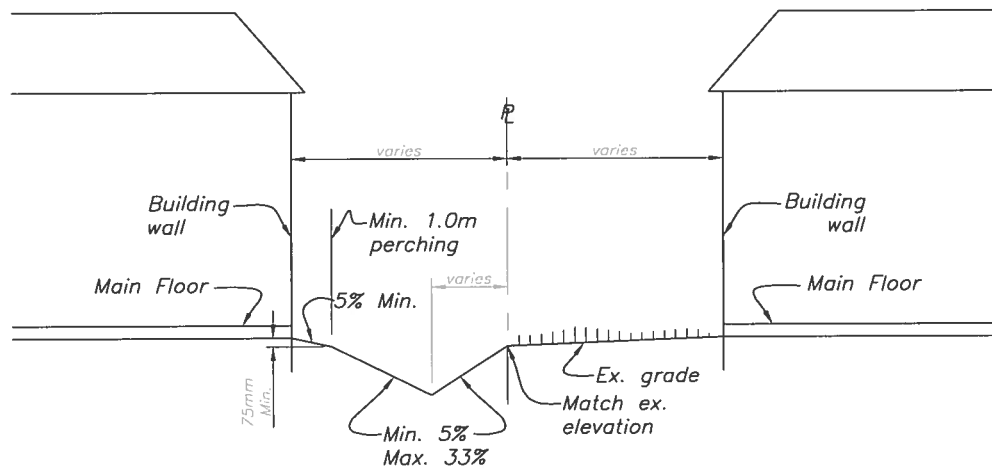
Scale **N.T.S.**

Drawing No.

3



**TYPICAL CROSS SECTION SHOWING
SIDE YARD SWALE ON PROPERTY
LINE BETWEEN HOUSES**



**TYPICAL CROSS SECTION SHOWING
SIDE YARD SWALE BETWEEN
HOUSES FOR IN-FILL SITUATIONS**

**The Rural Municipality of
EAST ST. PAUL**

Reference Spec. No.

**SCHEDULE 'B'
TYPICAL CROSS SECTIONS
FOR SIDE YARD SWALE OPTIONS**

Designed by:
D.M.

Drawn by:
K.R.

Scale
N.T.S.

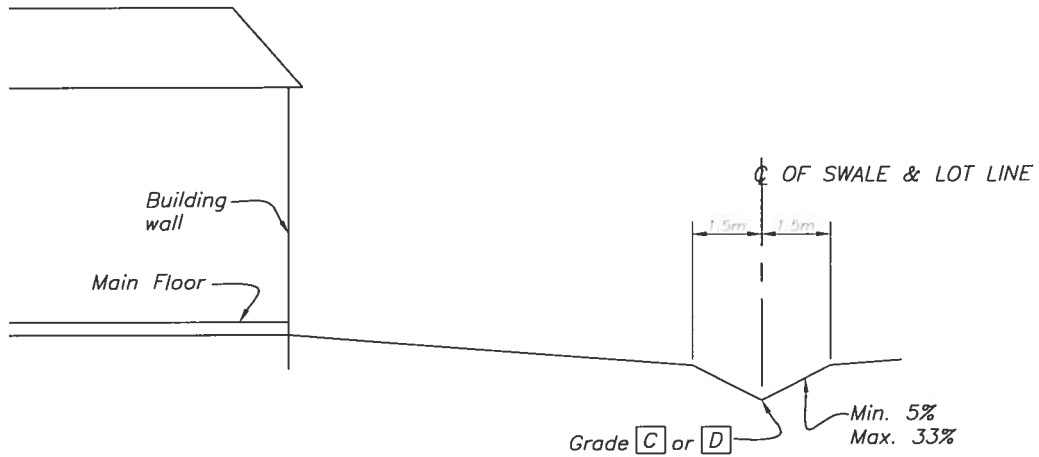
Checked by:
D.M.

Date :
15.10.01

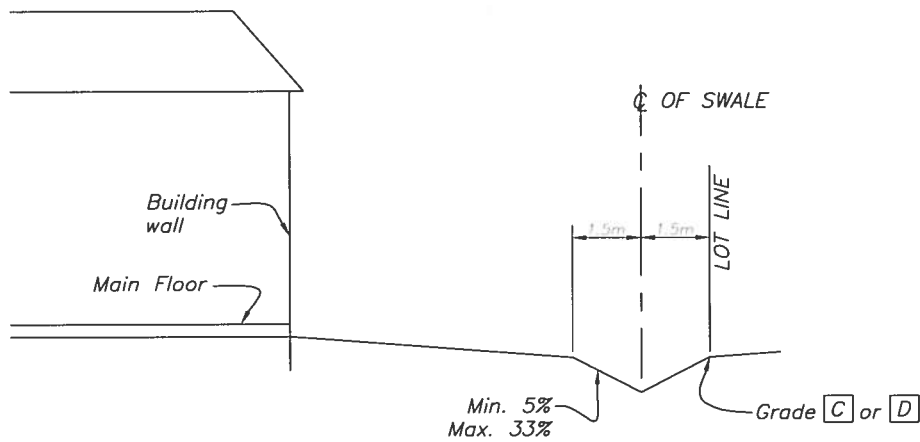
Drawing No.

Approved :
East St.Paul By-Law

1



**TYPICAL CROSS SECTION SHOWING
REAR YARD SWALE ON PROPERTY LINE**



**TYPICAL CROSS SECTION SHOWING REAR
YARD SWALE WITHIN PROPERTY LINE**

**The Rural Municipality of
EAST ST. PAUL**

Reference Spec. No.

**SCHEDULE 'B'
TYPICAL CROSS SECTIONS
FOR REAR YARD SWALE OPTIONS**

Designed by:
D.M.

Drawn by:
K.R.

Scale
N.T.S.

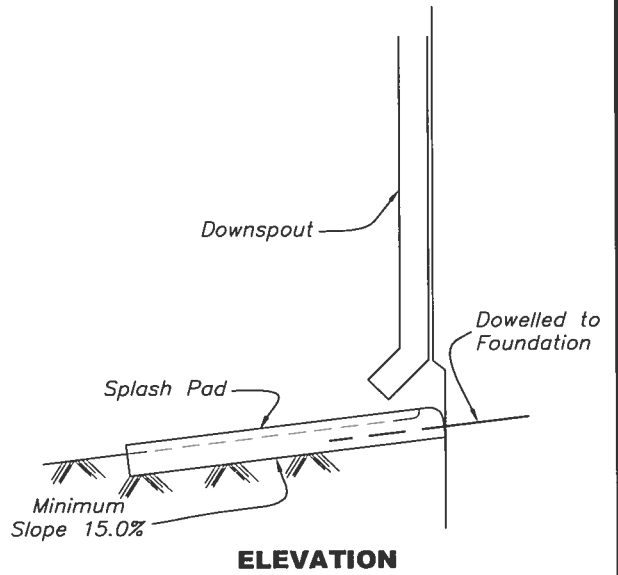
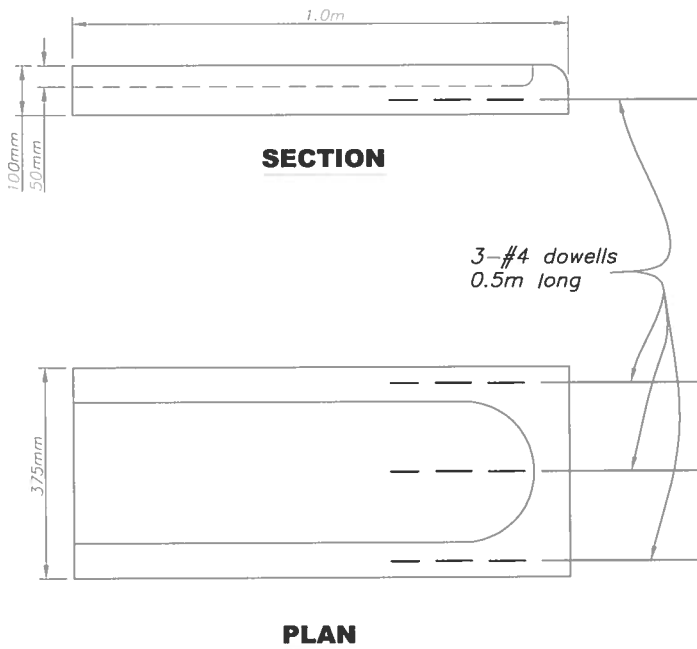
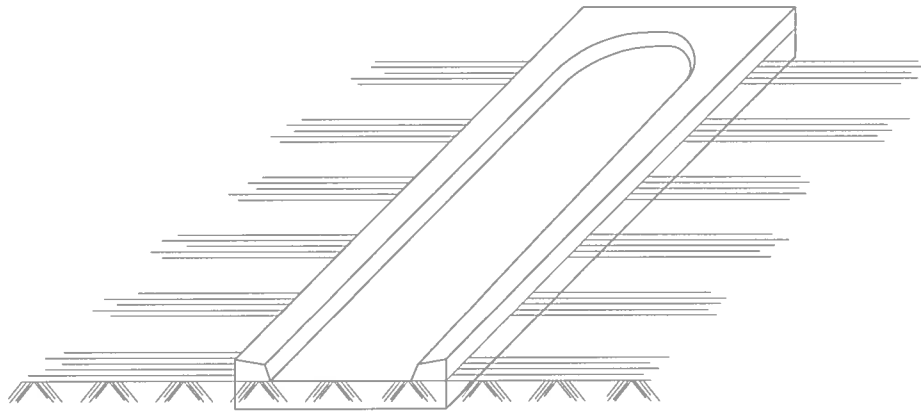
Checked by:
D.M.

Date :
16.10.01

Drawing No.

Approved :
East St.Paul By-Law

2



**The Rural Municipality of
EAST ST. PAUL**

Reference Spec. No.

SCHEDULE 'C'

**TYPICAL SPLASH PADS FOR ROOF
DOWNSPOUT LEADS, AND SUMP PUMP
DISCHARGE**

Designed by:
D.M.

Drawn by:
K.R.

Scale
N.T.S.

Checked by:
D.M.

Date :
26.09.01

Drawing No.

Approved :
East St.Paul By-Law

1